

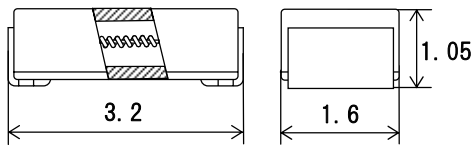
**NEW**

**DC35V11CT** (Inrush-withstand) RoHS Pb

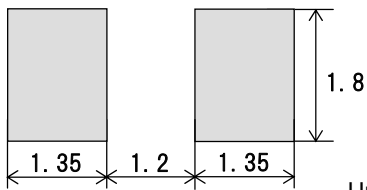
**DC35V**



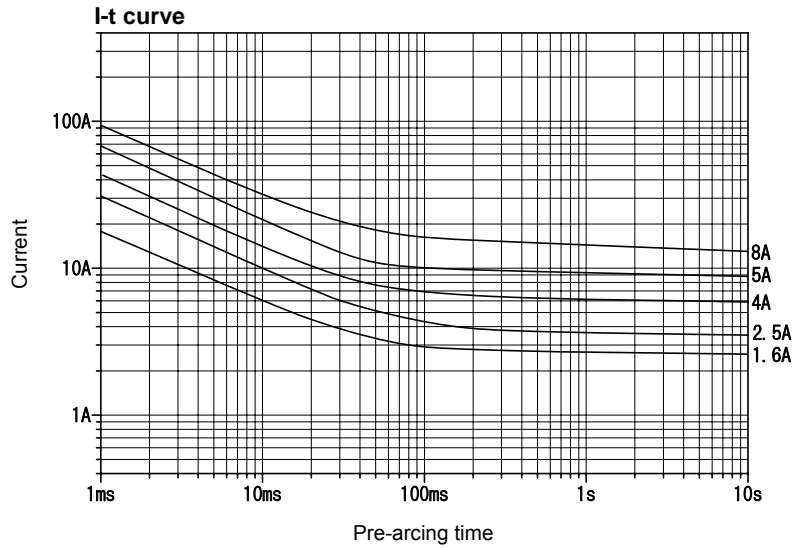
Scale: 10/1



Recommended land pattern for reflow soldering  
(Reference dimensions)



Unit: mm



The I-t curves above are based on the average values of measurements obtained under testing conditions specified by our company. The information is for reference purposes only, and is not intended to infer any guarantees of performance.

Rated voltage	Certification	Range of rated current ( $I_N$ ) <sup>*1</sup>	Rated breaking current		Current carrying capacity $1.0I_N$	Temp. rise $1.0I_N$	Overload operation $2.0I_N$
DC35V	UL Recognized	100mA - 10A	50A	Resistive circuit	Until temperature stabilization occurs.	75K or less	Within 60s

\*1: Any rated current value can be selected within this range.