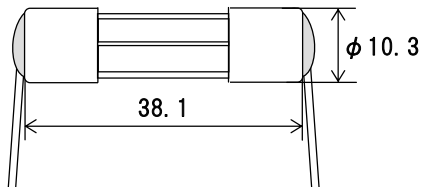


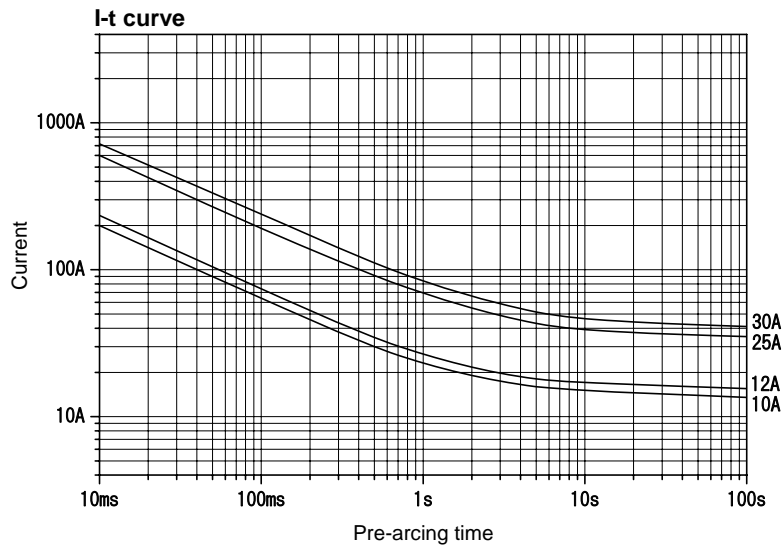


Scale: 1/1



Lead wire diameter:
 ϕ 0.8 (500mA - 8A)
 ϕ 1.0 (Over 8A - 15A)
 ϕ 1.2 (Over 15A - 30A)

Unit: mm



The I-t curves above are based on the average values of measurements obtained under testing conditions specified by our company. The information is for reference purposes only, and is not intended to infer any guarantees of performance.

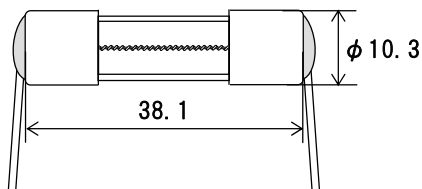
Rated voltage	Certification *1	Range of rated current (I_N) *2	Rated breaking current		Current carrying capacity $1.1I_N$	Temp. rise $1.1I_N$	Overload operation
AC125V	<PS>E JET	500mA - 15A	500A	PF 0.7 - 0.8	Until temperature stabilization occurs.	140K or less at the center, 60K or less at the contact	Within 60min at $1.35I_N$ Within 2min at $2.0I_N$
		Over 15A - 30A	100A				

*1: Fuses with rated currents below 1 A are not covered under the Electrical Appliance and Material Safety Law.

*2: Any rated current value can be selected within this range.

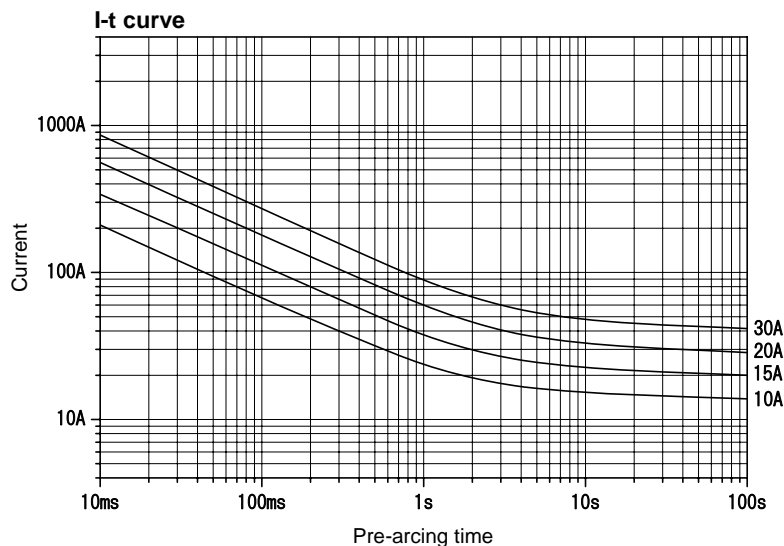


Scale: 1/1



Lead wire diameter:
 ϕ 0.8 (500mA - 8A)
 ϕ 1.0 (Over 8A - 15A)
 ϕ 1.2 (Over 15A - 30A)

Unit: mm



The I-t curves above are based on the average values of measurements obtained under testing conditions specified by our company. The information is for reference purposes only, and is not intended to infer any guarantees of performance.

Rated voltage	Certification *1	Range of rated current (I_N) *2	Rated breaking current		Current carrying capacity $1.1I_N$	Temp. rise $1.1I_N$	Overload operation
AC125V	<PS>E JET	500mA - 15A	500A	PF 0.7 - 0.8	Until temperature stabilization occurs.	140K or less at the center, 60K or less at the contact	Within 60min at $1.35I_N$ Within 2min at $2.0I_N$
		Over 15A - 30A	100A				

*1: Fuses with rated currents below 1 A are not covered under the Electrical Appliance and Material Safety Law.

*2: Any rated current value can be selected within this range.