

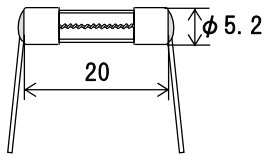
ULTSCR (Inrush-withstand)

RoHS 

AC125V

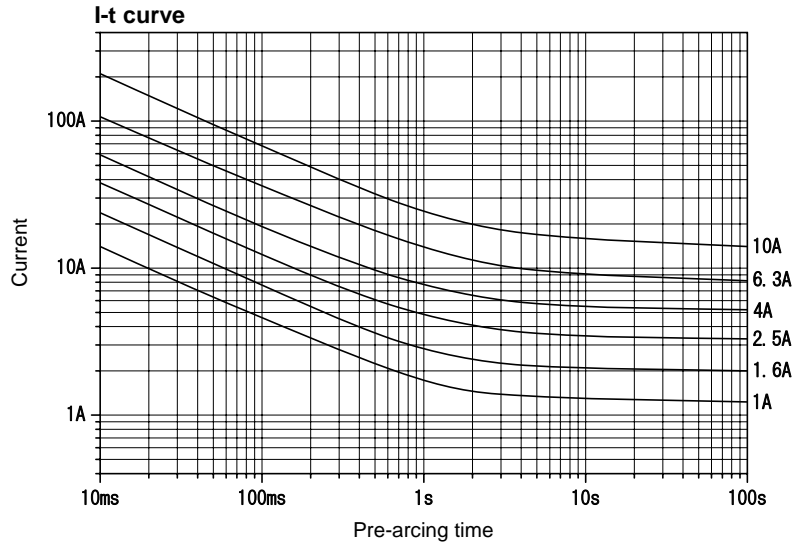


Scale: 1/1



Lead wire diameter:
 ϕ 0.5 (100mA - 4A)
 ϕ 0.8 (Over 4A - 10A)

Unit: mm



The I-t curves above are based on the average values of measurements obtained under testing conditions specified by our company. The information is for reference purposes only, and is not intended to infer any guarantees of performance.

Rated voltage	Certification	Range of rated current (I_N) ^{*1}	Rated breaking current		Current carrying capacity $1.1I_N$	Temp. rise $1.1I_N$	Overload operation
AC125V	UL Listed CSA Certified	100mA - 10A	10000A	PF 0.7 - 0.8	15min or more after temperature stabilization occurs.	70K or less	Within 60min at $1.35I_N$ Within 2min at $2.0I_N$

*1: Any rated current value can be selected within this range.

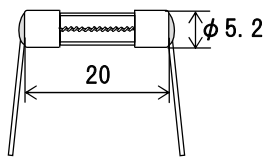
ULTSCR N1 (Inrush-withstand)

RoHS 

AC125V

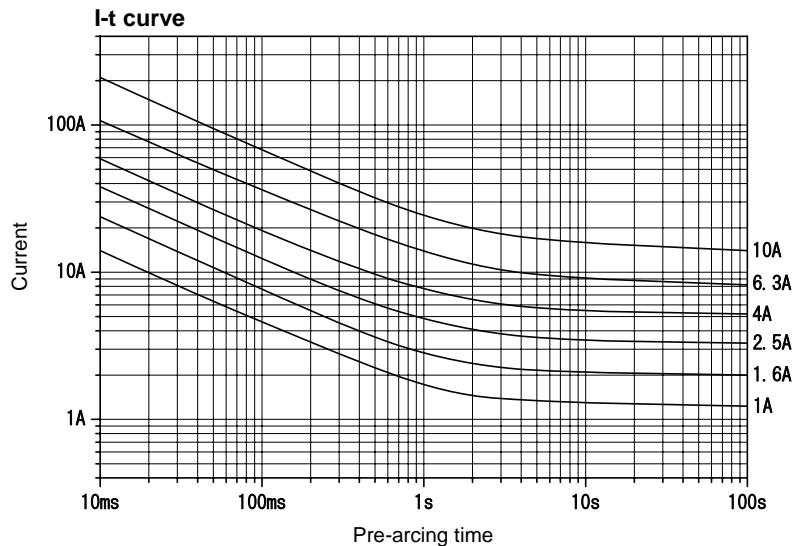


Scale: 1/1



Lead wire diameter:
 ϕ 0.5 (100mA - 4A)
 ϕ 0.8 (Over 4A - 10A)

Unit: mm



The I-t curves above are based on the average values of measurements obtained under testing conditions specified by our company. The information is for reference purposes only, and is not intended to infer any guarantees of performance.

Rated voltage	Certification	Range of rated current (I_N) ^{*2}	Rated breaking current		Current carrying capacity	Temp. rise $1.1I_N$	Overload operation
AC125V	UL Listed CSA Certified	100mA - 10A	10000A	PF 0.7 - 0.8	^{*3}	70K or less	Within 60min at $1.35I_N$ Within 2min at $2.0I_N$
	<PS>E JET ^{*1}		500A				

*1: Fuses with rated currents below 1 A are not covered under the Electrical Appliance and Material Safety Law.

*2: Any rated current value can be selected within this range.

*3: $1.1I_N$ for 15 min or more after temperature stabilization occurs.