

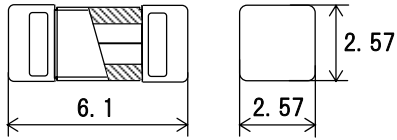
DC35VP25CF (Quick-acting protector)

RoHS **Pb**

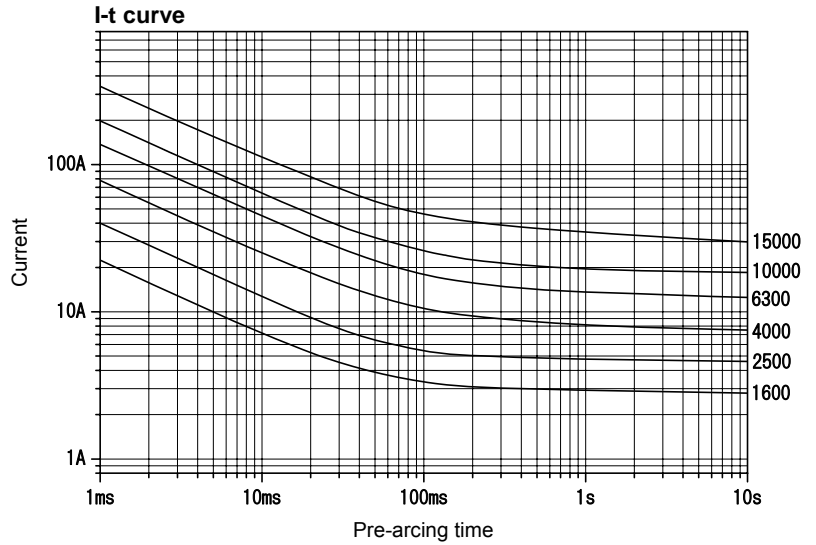
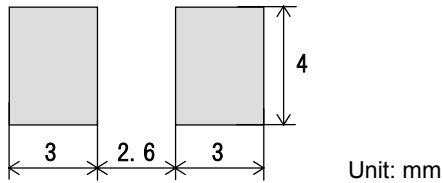
DC35V



Scale: 4/1



Recommended land pattern for reflow soldering
(Reference dimensions)



The I-t curves above are based on the average values of measurements obtained under testing conditions specified by our company. The information is for reference purposes only, and is not intended to infer any guarantees of performance.

Maximum working voltage	Certification	Current (I_N) range *1	Maximum breaking current	Current carrying capacity $1.0I_N$	Temp. rise $1.0I_N$	Overload operation $2.0I_N$
DC35V	—	63mA - 10A Over 10A - 15A	50A	Resistive circuit	Until temperature stabilization occurs. 75K or less 100K or less	Within 60s

*1: Any current value can be selected within this range.

The numeric value "3150" shown on this product and its packaging expresses a current value obtained from multiplying 3.15 A by 1000.

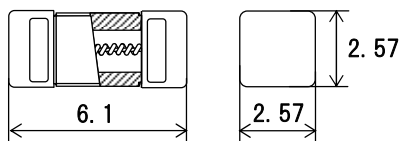
DC35VP25CT (Inrush-withstand protector)

RoHS **Pb**

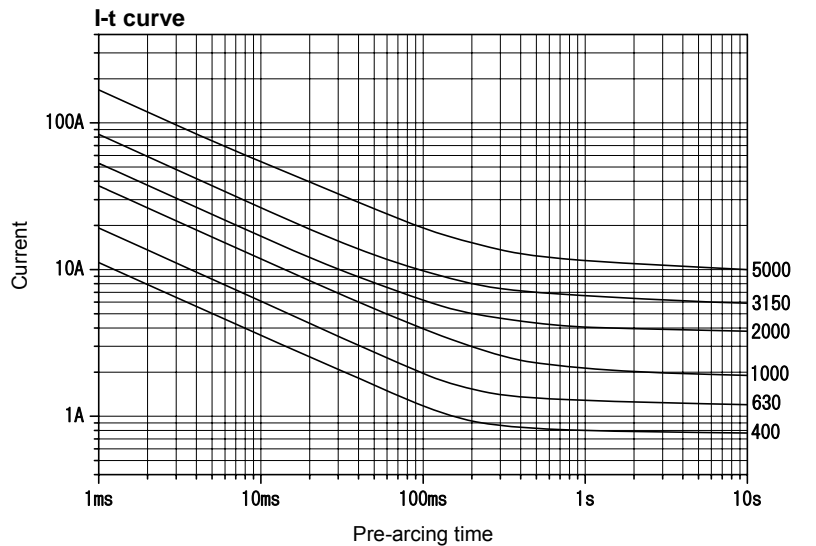
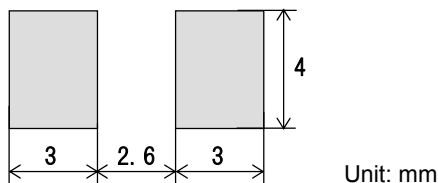
DC35V



Scale: 4/1



Recommended land pattern for reflow soldering
(Reference dimensions)



The I-t curves above are based on the average values of measurements obtained under testing conditions specified by our company. The information is for reference purposes only, and is not intended to infer any guarantees of performance.

Maximum working voltage	Certification	Current (I_N) range *1	Maximum breaking current	Current carrying capacity $1.0I_N$	Temp. rise $1.0I_N$	Overload operation $2.0I_N$
DC35V	—	100mA - 5A	50A	Resistive circuit	Until temperature stabilization occurs. 75K or less	Within 60s

*1: Any current value can be selected within this range.

The numeric value "3150" shown on this product and its packaging expresses a current value obtained from multiplying 3.15 A by 1000.