

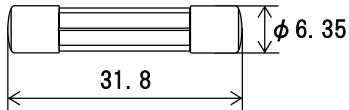
SS2 (Normal-acting)

RoHS 

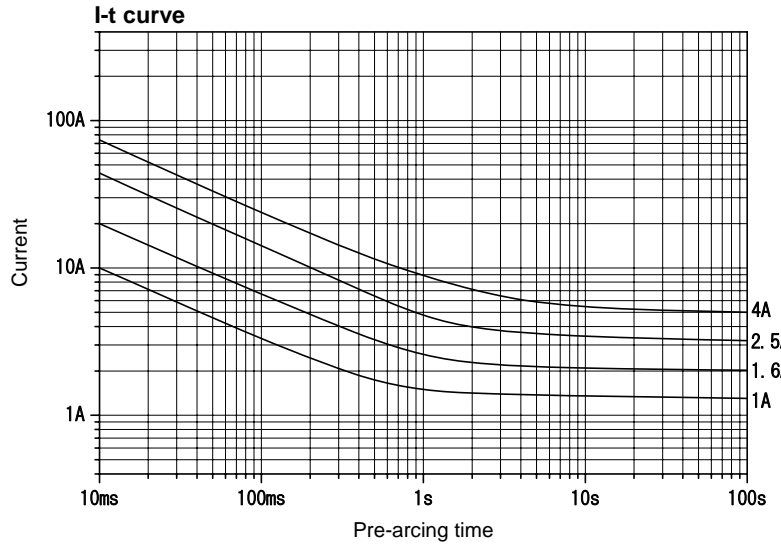
AC250V



Scale: 1/1



Unit: mm



The I-t curves above are based on the average values of measurements obtained under testing conditions specified by our company. The information is for reference purposes only, and is not intended to infer any guarantees of performance.

Rated voltage	Certification	Range of rated current (I_N) ^{*1}	Rated breaking current		Current carrying capacity $1.1I_N$	Temp. rise $1.1I_N$	Overload operation
AC250V	UL Listed CSA Certified	80mA - 5A	10000A	PF 0.7 - 0.8	15min or more after temperature stabilization occurs.	70K or less	Within 60min at $1.35I_N$ Within 2min at $2.0I_N$

*1: Any rated current value can be selected within this range.

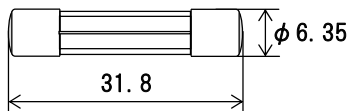
SS2 N1 (Normal-acting)

RoHS 

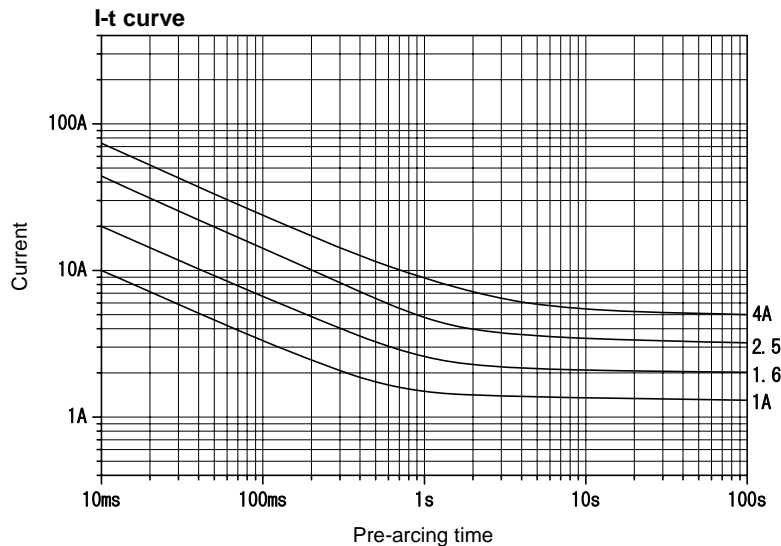
AC250V



Scale: 1/1



Unit: mm



The I-t curves above are based on the average values of measurements obtained under testing conditions specified by our company. The information is for reference purposes only, and is not intended to infer any guarantees of performance.

Rated voltage	Certification	Range of rated current (I_N) ^{*2}	Rated breaking current		Current carrying capacity $1.1I_N$	Temp. rise $1.1I_N$	Overload operation
AC250V	UL Listed CSA Certified	80mA - 5A	10000A	PF 0.7 - 0.8	15min or more after temperature stabilization occurs.	70K or less	Within 60min at $1.35I_N$ Within 2min at $2.0I_N$
	<PS>E JET ^{*1}		500A		Until temperature stabilization occurs.	140K or less at the center, 60K or less at the contact	

*1: Fuses with rated currents below 1 A are not covered under the Electrical Appliance and Material Safety Law.

*2: Any rated current value can be selected within this range.