

BET (Time-lag, low-breaking capacity)

50mA - 250mA:

RoHS

315mA - 6.3A:

RoHS

Pb

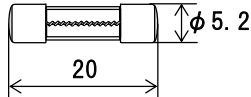
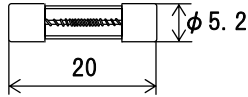
AC250V

250 mA or less

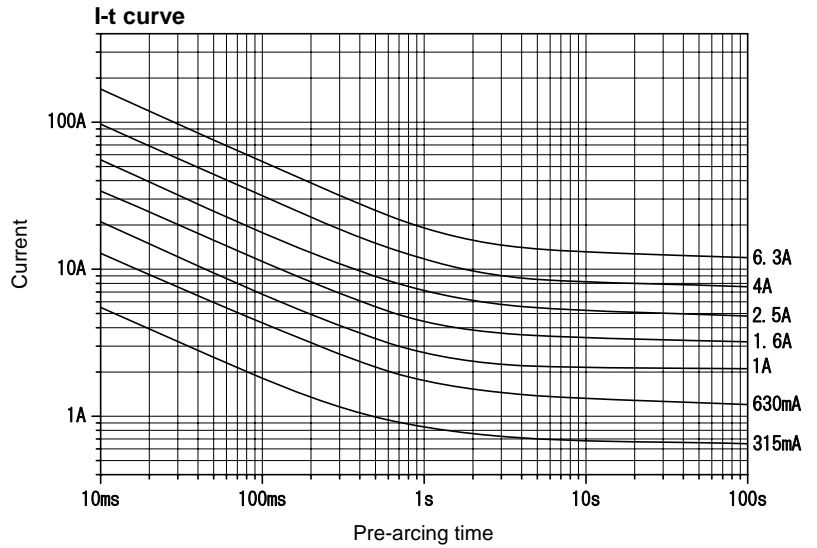
315 mA or more



Scale: 1/1



Unit: mm



The I-t curves above are based on the average values of measurements obtained under testing conditions specified by our company. The information is for reference purposes only, and is not intended to infer any guarantees of performance.

Rated voltage	Certification	Rated current (I_N)	Rated breaking current		Endurance test	Test at elevated temp.	Pre-arcing time/ current characteristic
AC250V	SEMKO Certified BSI Licensed	50mA, 63mA, 80mA, 100mA, 125mA, 160mA, 200mA, 250mA, 315mA, 400mA, 500mA, 630mA, 800mA, 1A, 1.25A, 1.6A, 2A, 2.5A, 3.15A, 4A, 5A, 6.3 A	35A or $10I_N$, whichever is greater.	Resistive circuit	*1	*2	*3

*1: After repeating 100 cycles of $1.2 I_N$ for 1 h and switching-off for 15 min, $1.5 I_N$ can be passed through the fuse for 1 h or more.

*2: $1.1 I_N$ can be passed through the fuse for 1 h or more at $70 \pm 2^\circ\text{C}$.

*3:

Rated current	$2.1 I_N$	$2.75 I_N$	$4.0 I_N$	$10 I_N$
50mA - 100mA	Within 2min	0.2s - 10s	0.04s - 3s	0.01s - 0.3s
125mA - 6.3A		0.6s - 10s	0.15s - 3s	0.02s - 0.3s