

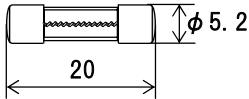
MT4 (Inrush-withstand)

100mA - 8A: RoHS Pb
 Over 8A - 15A: RoHS

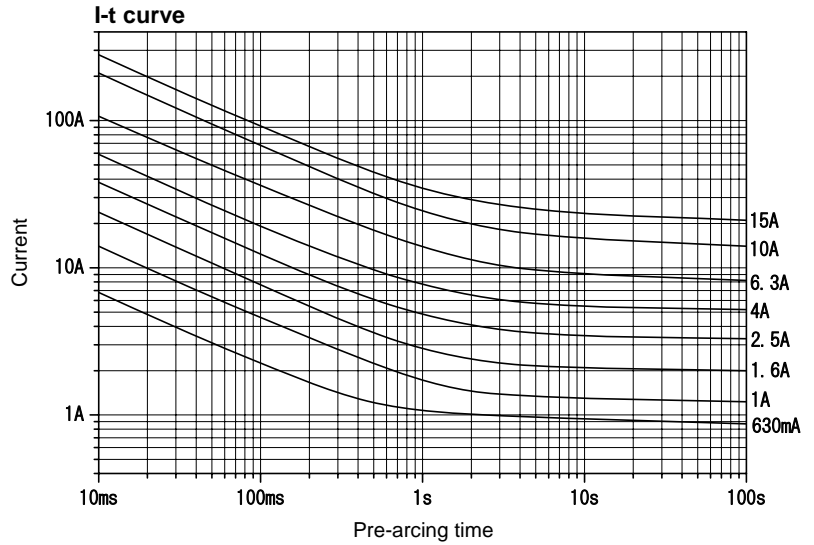
AC250V



Scale: 1/1



Unit: mm



The I-t curves above are based on the average values of measurements obtained under testing conditions specified by our company. The information is for reference purposes only, and is not intended to infer any guarantees of performance.

Rated voltage	Certification	Range of rated current (I_N) ^{*1}	Rated breaking current	Current carrying capacity	Temp. rise	Overload operation
AC250V	UL Listed CSA Certified	100mA - 3.5A	100A	1.1 I_N for 15min or more after temperature stabilization occurs.	70K or less at 1.1 I_N	Within 60min at 1.35 I_N Within 2min at 2.0 I_N
	UL Recognized	Over 3.5A - 8A				
		Over 8A - 15A			^{*2}	

^{*1}: Any rated current value can be selected within this range.

^{*2}: 1.0 I_N for 15 min or more after temperature stabilization occurs.

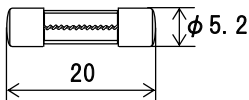
MT4 N1 (Inrush-withstand)

RoHS Pb

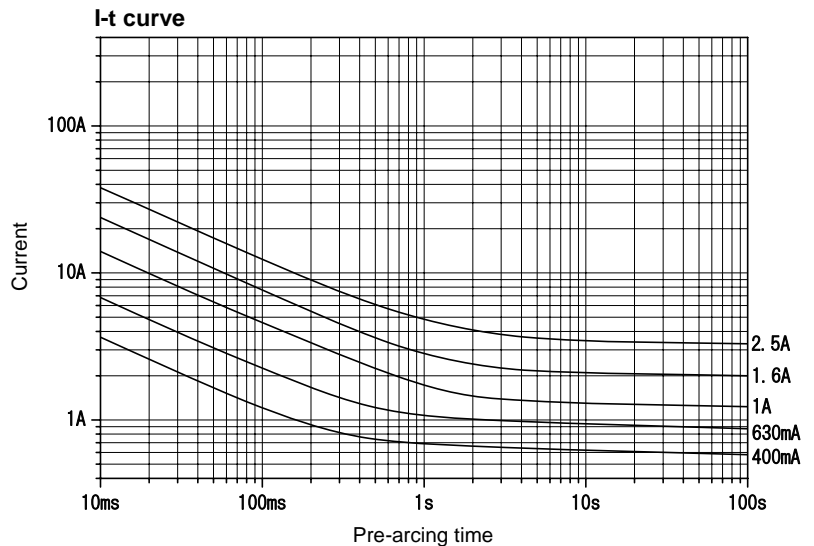
AC250V



Scale: 1/1



Unit: mm



The I-t curves above are based on the average values of measurements obtained under testing conditions specified by our company. The information is for reference purposes only, and is not intended to infer any guarantees of performance.

Rated voltage	Certification	Range of rated current (I_N) ^{*2}	Rated breaking current	Current carrying capacity	Temp. rise	Overload operation
AC250V	UL Listed CSA Certified	100mA - 3.5A	100A	PF 0.7 - 0.8	1.1 I_N until temperature stabilization occurs.	70K or less
	<PS>E JET ^{*1}					140K or less at the center, 60K or less at the contact

^{*1}: Fuses with rated currents below 1 A are not covered under the Electrical Appliance and Material Safety Law.

^{*2}: Any rated current value can be selected within this range.

^{*3}: 1.1 I_N for 15 min or more after temperature stabilization occurs.