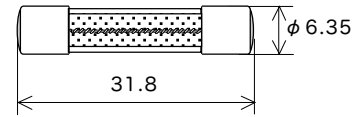
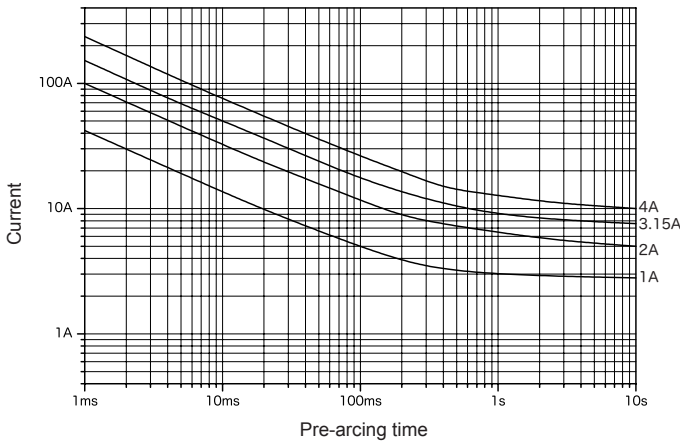


Representative pre-arcing time-current characteristics

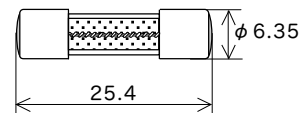
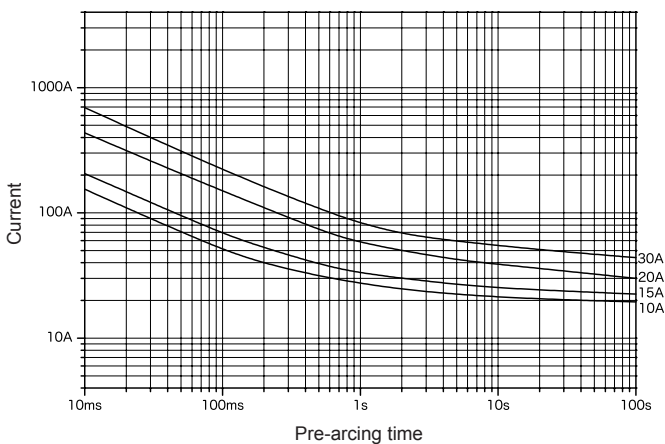


Scale: 1/1 (mm)

Rated voltage	Certification	Rated current (I <sub>N</sub> ) *1	Rated breaking current		Temp. rise	Current carrying capacity	Overload operation
DC 700 V		1 A–4 A	500 A	Resistive circuit	75 K or less at 1.0 I <sub>N</sub>	1.0 I <sub>N</sub> until temperature stabilization occurs	Within 30 min at 2.1 I <sub>N</sub>

\*1: Customer-requested rated current values can be supplied from within the given range.  
 \*2: This product uses high melting temperature type solder containing 85% by weight or more lead. This type of solder is exempted from the RoHS Directive.

Representative pre-arcing time-current characteristics



Scale: 1/1 (mm)

Rated voltage	Certification	Rated current (I <sub>N</sub> ) *1	Rated breaking current		Temp. rise	Current carrying capacity	Overload operation
DC 500 V		1 A–30 A	1000 A	Resistive circuit	–	1.0 I <sub>N</sub> until temperature stabilization occurs	Within 30 min at 2.1 I <sub>N</sub>

\*1: Customer-requested rated current values can be supplied from within the given range.  
 \*2: This product uses high melting temperature type solder containing 85% by weight or more lead. This type of solder is exempted from the RoHS Directive.