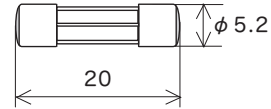
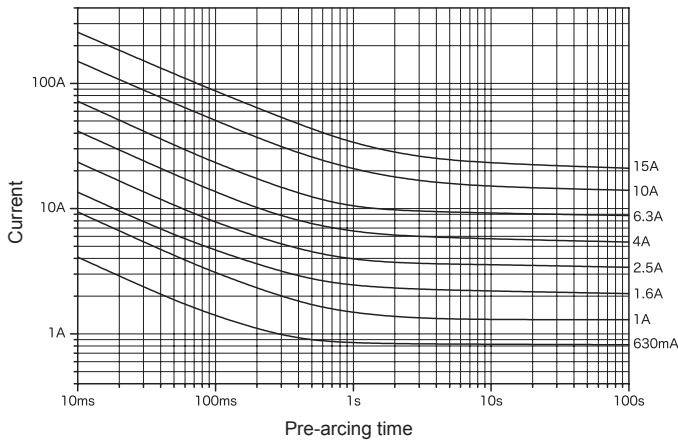


Representative pre-arcing time-current characteristics



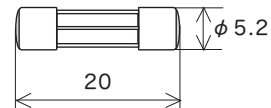
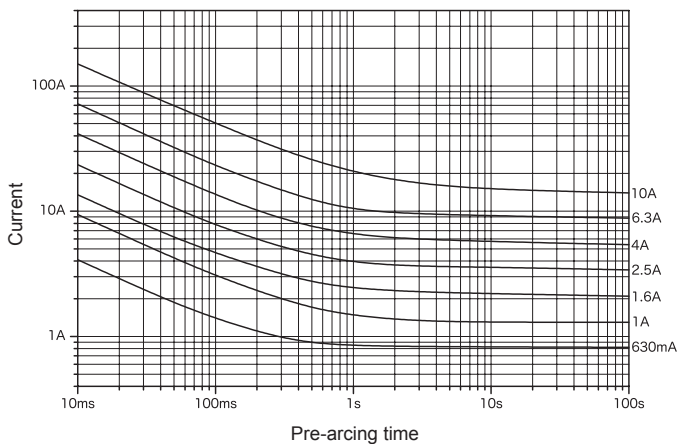
Scale: 1/1 (mm)

Rated voltage	Certification	Rated current (I _N) *1	Rated breaking current	Temp. rise	Current carrying capacity	Overload operation
AC 125 V		62 mA–5 A	10000 A	PF 0.7–0.8	70 K or less at 1.1 I _N	Within 60 min at 1.35 I _N Within 2 min at 2.0 I _N
		Over 5 A–10 A			90 K or less at 1.1 I _N	
		Over 10 A–15 A			75 K or less at 1.0 I _N	

*1: Customer-requested rated current values can be supplied from within the given range.

*2: 62 mA–8 A Pb free
Over 8 A–15 A This product uses high melting temperature type solder containing 85% by weight or more lead. This type of solder is exempted from the RoHS Directive.

Representative pre-arcing time-current characteristics



Scale: 1/1 (mm)

Rated voltage	Certification	Rated current (I _N) *1	Rated breaking current	Temp. rise	Current carrying capacity	Overload operation
AC 125 V		62 mA–5 A	10000 A	PF 0.7–0.8	70 K or less at 1.1 I _N	Within 60 min at 1.35 I _N Within 2 min at 2.0 I _N
		Over 5 A–10 A			90 K or less at 1.1 I _N	
		62 mA–10 A	500 A		At 1.1 I _N , 140 K or less at the center, 60 K or less at the contact	

*1: Customer-requested rated current values can be supplied from within the given range.

*2: Fuses with rated currents of less than 1 A are not considered electrical products per the Electrical Appliance and Material Safety Law.

*3: 62 mA–8 A Pb free
Over 8 A–10 A This product uses high melting temperature type solder containing 85% by weight or more lead. This type of solder is exempted from the RoHS Directive.